



Annual Report of the Productivity of “Iranian Journal of Public Health” during 2018-2021

Dariush D Farhud

Editor-in-Chief

(Received 10 Jan 2022; accepted 18 Jan 2022)

In this section, a report is presented to demonstrate the output of **Iran J Public Health**, for the year 2021. Besides, a comparison of the situation of the journal from 2018-2021 will be presented as well.

The total number of manuscripts received during 2021 was 2864 from 64 countries. Of course, only the country of corresponding author was considered, so altogether much more countries we had in the panel. This year, Iran had the highest rate of submission, followed by China and Turkey (Table 1). Figure 1 presents the total number of articles published during 2018-21 in terms of the frequency of submission, rejection and acceptance rate.

Out of total submission of 2864 articles during 2021, 2523 articles were rejected after initial in-house evaluation in addition to subsequent peer review. Therefore, the acceptance rate for this year was 5.5%.

As usual, during the last year, we screened all submitted papers using iThenticate plagiarism checker software to check the probable plagiarism. We tried mostly to ask the authors to correct their articles for minor plagiarism. Overall, we are bound to Committee of Publication Ethics (COPE), so we observe its rules on how to monitor the cases detected as plagiarism. Fortunately, altogether, less than five articles were rejected due to major plagiarism.

In relation to Covid-19 pandemic, the journal tried to play its role on the expanding the knowledge as

for the prevention and control of the disease, so not only we tried for every issue to publish some articles out of turn and we will continue it until the eradication of the disease.

The Journal continued its policy as for exact peer review rules including in-house evaluation followed by double blind peer review system. Figure 2, demonstrates the total number of articles published during 2018-2021 in terms of the percentage of acceptance and rejection rate. Some manuscripts submitted during 2021, are still in the process of peer review so we have no idea of their destination. However, the rejection rate in 2021 was 88%.

The types of articles published during 2018-21 are shown in Fig. 3. Accordingly, Original Articles had the highest rate of publication during the last four years.

Due to high flow of submitted manuscripts, in many cases, the authors were requested to change the format of “Original Article” to “Letter to the Editor”.

The Impact Factor (IF) announced by Clarivate Analytics (Formerly ISI) for the year 2020 was 1.429 and the total citations were 3611, improved in comparison to previous years. According to <http://www.scimagojr.com/>, the H index of the journal was 39 until 2020, moreover the rank of the journal was Q3 (Fig. 4). Besides, SCOPUS has reported SJR as 0.45 for the year 2020.



Table 1: The frequency of manuscripts received by Iran J Public Health during 2021 in terms of the frequency of submission, rejection and acceptance rate

No.	Country	Sub- mis- sion (No.)	Re- jected (No.)	Ac- cepted (No.)
1	Afghani- stan	1	1	
2	Albania	2	2	
3	Algeria	2	1	
4	Azerbai- jan	1	0	1
5	Bangla- desh	12	11	
6	Belgium	1	1	
7	Bosnia	1	1	
8	Brazil	14	11	3
9	Bulgaria	18	15	3
10	Canada	4	3	
11	Czech	1	1	0
12	Chile	1	1	
13	China	573	473	75
14	Colom- bia	2	2	0
15	Cyprus	3	3	0
16	Ecuador	1	1	0
17	Egypt	8	6	2
18	Ethiopia	11	10	1
19	Fiji	1	1	0
20	Gambia	1	1	0
21	Gambia	1	1	0
22	Georgia	2	1	1
23	Germany	2	2	0
24	Ghana	1	1	0
25	Greece	1	1	0
26	Hungary	2	2	0
27	India	59	58	1
28	Indone- sia	151	147	1
29	Iran	1285	1150	95
30	Iraq	53	52	
31	Island	1	1	0
32	Italy	2	2	0

33	Jordan	13	13	
34	Kazakh- stan	9	4	2
35	Korea	64	23	34
36	Malaysia	36	33	3
37	Malta	1	1	
38	Mexico	11	9	1
39	Monte- negro	12	12	
40	Morocco	11	9	1
41	Nepal	1	1	
42	Nether- lands	1	0	1
43	Nigeria	6	6	
44	Pakistan	76	74	1
45	Palestin- ian	3	3	
46	Peru	1	1	
47	Philip- pines	2	2	
48	Poland	9	8	
49	Romania	15	15	
50	Russia	5	4	1
51	Saudi Arabia	18	17	
52	Serbia	30	24	5
53	Slovakia	1	0	
54	South Af- rica	5	5	
55	Spain	2	2	
56	Sri Lanka	3	3	
57	Taiwan	2	2	
58	Thailand	19	17	2
59	Tunisia	5	4	1
60	Turkey	278	264	8
61	UK	1	1	
62	United States	3	2	
63	Vietnam	3	0	2
64	Yemen	1	1	
Total	-	2864	2523	245

Note: Some manuscripts submitted during 2021, are still in the process of peer review so we have no idea of their destination. Accordingly, the cell is left blank.

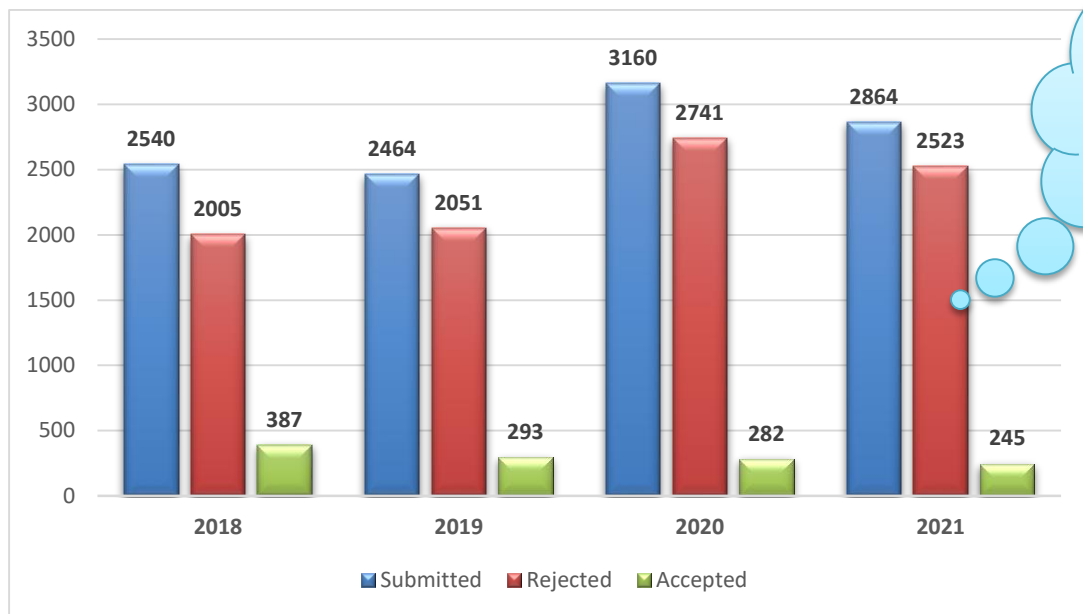


Fig. 1: Total number of articles submitted during 2018-21 in the context of the frequency of submission, rejection and acceptance rate.

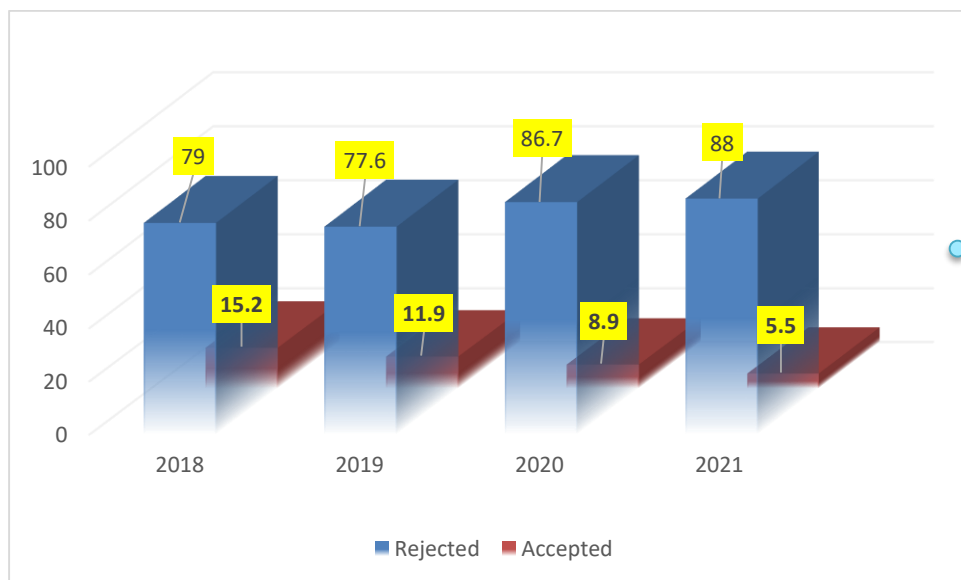


Fig. 2: The percentage of acceptance and rejection rate during 2018-21.

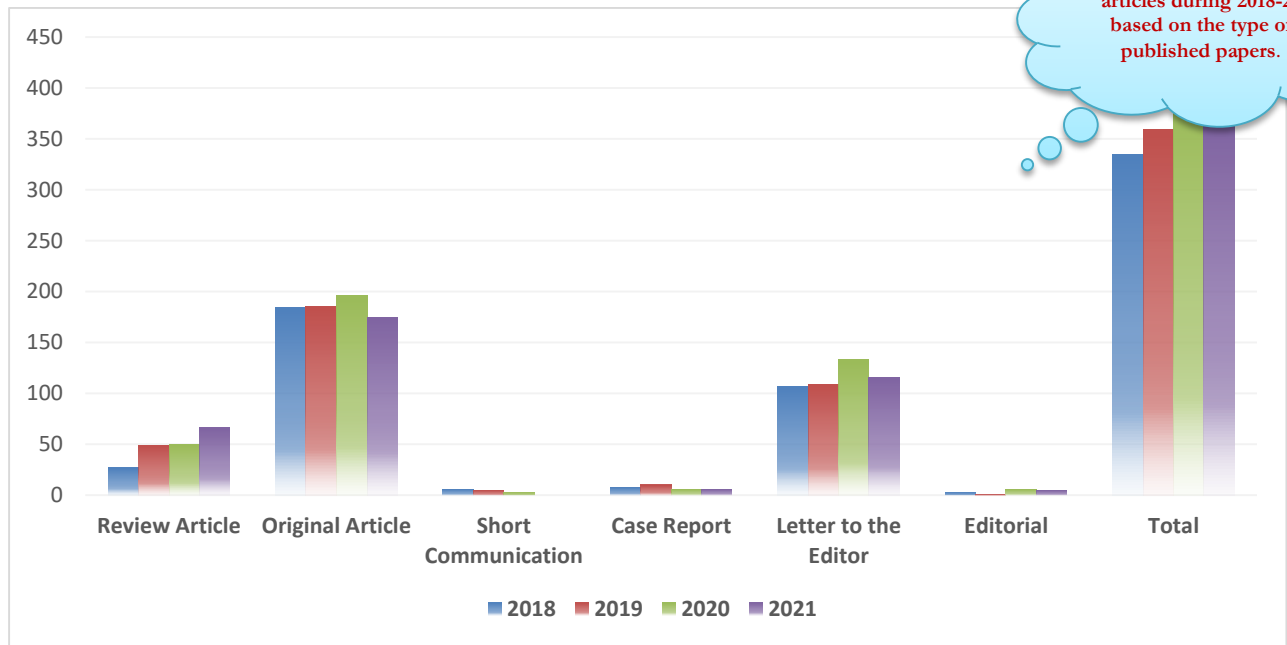


Fig. 4: Key Indicators announced by Scimagojr.com for the year 2020.